

INVISILED® ACCESSORIES

Outdoor mounting accessories for
InvisiLED® Outdoor





WAC LIGHTING

Fixture Type:

Catalog Number:

Project:

Location:

Clear Channel		T24-WE-CH5	5 feet	<i>Rigid, non-flexible channel for mounting to a straight, solid surface.</i>
Mounting Clip 1		LED-TO24-C1	10 pcs	<i>For installation on non-flat surfaces where there is no edge contact. 2 clips per ft are recommended for straight runs.</i>
Mounting Clip 2		LED-TO24-C2	10 pcs	<i>For installation on non-flat surfaces, allows for contact on one edge. 2 clips per ft are recommended for straight runs.</i>
Mounting Clip 3		T24-WE-C3	10 pcs	<i>For installation on non-flat surfaces, allows for contact on both edges. 2 clips per ft are recommended for straight runs.</i>

INVISILED® ACCESSORIES

Outdoor mounting accessories for InvisILED® Pro
Outdoor and InvisILED® Palette Outdoor





WAC LIGHTING

Fixture Type:

Catalog Number:

Project:

Location:

Clear Channel		LED-TO24-CH5	5 feet	<i>Rigid, non-flexible channel for mounting to a straight, solid surface.</i>
Mounting Clip 1		LED-TO24-C1	10 pcs	<i>For installation on non-flat surfaces where there is no edge contact. 2 clips per ft are recommended for straight runs.</i>
Mounting Clip 2		LED-TO24-C2	10 pcs	<i>For installation on non-flat surfaces, allows for contact on one edge. 2 clips per ft are recommended for straight runs.</i>
Mounting Clip 3		LED-TO24-C3	10 pcs	<i>For installation on non-flat surfaces, allows for contact on both edges. 2 clips per ft are recommended for straight runs.</i>